










EARLY ELEMENTARY OLD TESTAMENT UNIT 1

ELEMENTS	MATERIALS	IDEAL AGES
 <p>STORY BIBLES</p>	<ul style="list-style-type: none"> The Kingdom of God Storybook Bible by Tyler VanHalteren – Chs 1-8 	<p>5 – 9</p> <p>LENGTH</p> <p>8 weeks (½ of a semester)</p> <p>SCRIPTURE</p>
 <p>DISCUSSION AIDS</p>	<p>For Kids:</p> <ul style="list-style-type: none"> The Biggest Story Bible Storybook by Kevin DeYoung – Chs 1 - 12 Questions in the VanHalteren story Bible List of questions in the table below <p>For Parents:</p> <ul style="list-style-type: none"> Blue Letter Bible The Bible Project: Genesis 1-11 & 12-50 summaries (But be aware some have cautioned using this resources carefully) Cultural Connections Study Bible Nephilim article from byFaith 	<p>Genesis – featured stories from throughout (from Adam & Eve to Joseph)</p> <p>GOALS</p>
 <p>PICTURE BOOKS</p>	<p>Favorites:</p> <ul style="list-style-type: none"> Love Made by Quina Aragon – Wk 1 (Bible story reflection) The Lightlings by RC Sproul – Wk 2 (Allegory) God’s Little Astronomer by Tina Cho – Wk 3 (Scripture reflection) Noah’s Ark by Jerry Pinkney – Wk 4 (Bible story reflection) Augustine of Hippo by Joshua Chatraw – Wk 5 (Biography) The Garden the Curtain and the Cross by Carl Laferton–Wk 8 (Synopsis) <p><i>Note: for weeks 6 & 7, re-visit your favorite books or catch up on anything you got behind on.</i></p> <p>Alternates:</p> <ul style="list-style-type: none"> Peter Spier’s Noah – Wk 4 	<ul style="list-style-type: none"> Learn the stories in Genesis Develop an understanding that sin is walking away from God. Follow the threads of promise and hope that point to a Savior. <p>OVERVIEW</p>
 <p>SONGS</p>	<ul style="list-style-type: none"> God made you by Slugs & Bugs – Wk 1 God Created by Seed Kids Worship – Wk 1 Ask Me WhoOo Q&A 1-3 by Diana Batarseh – Wk 2 Questions with Answers, Vol 1, by Dana Dirksen Tracks 12-15 – Wk 2 This is my Father’s World, Getty Kids Hymnal – Wk 3 Who built the ark – Wk 4 Micah 6:8 by Slugs & Bugs – Wk 4 Father Abraham by Slugs & Bugs – Wks 5&6 Zaphenath-Paneah by Slugs & Bugs– Wk 8 <p>Most of these can be found on this playlist. (A better playlist will hopefully be coming soon)</p>	<p>Students will develop a basic knowledge of God, His love and desire for relationship with man, His justice, and His mercy by digesting the stories of His first interactions with mankind.</p> <p>Each week will focus on one key story. Picture books, music, and crafts will inspire deeper reflection on the stories.</p> <p>Bible Verses tie into key ideas from the stories.</p>










		Theological studies will focus on developing a historical sense of time and introducing foundational theological concepts.
 CRAFTS	<ul style="list-style-type: none"> • Creation – frog & butterfly – Wk 1 • The Fall – paper dolls & fig leaves – Wk 2 • Building an Ark – Wk 3 • Watercolor flood – Wk 4 • 3D Tower of Babel – Wk 5 • Abraham’s tent – Wk 6 • Jacob’s dream – Wk 7 • Joseph’s coat – Wk 8 	
 THEOLOGY	<ul style="list-style-type: none"> • God Made series by New Growth Press, particularly: <ul style="list-style-type: none"> ◦ God Made Boys and Girls by Marty Machowski ◦ God Made Me in His Image by Justin & Lindsey Holcomb • God’s Bible Timeline by Linda Finlayson • New City Catechism 	
 MEMORY VERSES	<ul style="list-style-type: none"> • Genesis 1:1 • Genesis 1:27 • Micah 6:8 • Psalm 139:13-14 • Psalm 90:2 	

Topic List
Wk 1: Creation
Wk 2: The Fall
Wk 3: Corruption: Cain & Abel, Lamech, Noah
Wk 4: The Flood
Wk 5: The Tower of Babel & Abram is called
Wk 6: God’s Covenant with Abraham & Isaac
Wk 7: Jacob & Esau
Wk 8: Joseph goes to Egypt



How to use this curriculum:

The 7 day structure: This curriculum is intended to be used with a 7-day cycle. The vision is to engage with one element each day of the week, with no new content for Sunday. Memory verses can be sung, read, decorated, etc. frequently throughout the unit. (We like to make memory verse bookmarks and use them in our books and Bibles, reading them each time we open the books.) The 7 days are:

DAYS	PLAN
<p>DAY A:</p>  <p>BIBLE STORY</p>	<p>Read the Bible story from a storybook Bible. You can use the one we suggest, or your own favorite.</p>
<p>DAY B:</p>  <p>DISCUSS THE STORY</p>	<p>Talk about the story as a family (maybe during dinner or on a drive to squeeze it in). Sometimes I like to start by rereading the Bible story from another Storybook Bible. To jump start the conversation, consider asking simple prompting questions, such as:</p> <ul style="list-style-type: none"> • What it would have felt like to be {name of character in the story you're discussing}? • Did anything confuse you about this story? • What do you think God is teaching us about Himself with this story? <p>To prep for discussions as an adult, here are some ideas:</p>
<p>DAY C:</p>  <p>READ A BOOK</p>	<p>Some weeks come with proposed picture books that connect to the themes of the week/unit. For other weeks, we have not yet found a favorite book to correspond with the lesson.</p> <p>For weeks lacking a proposed book, consider: rereading another book from the unit, read a devotional, enjoy a different family read aloud, or finding your own book that matches the content for that week.</p>
<p>DAY D:</p>  <p>REFLECT WITH SONG</p>	<p>Each unit comes with some suggested thematic songs. There will likely not be a song for every single week. An alternative would be to just enjoy family-oriented worship and scripture music and not worry about making everything relate. See our music collection for our favorite music selection.</p>
<p>DAY E:</p>  <p>STUDY THEOLOGY</p>	<p>There are a few options here. One would be to identify where on a timeline the Bible story of the week lands. I'm always surprised by how much conversation is prompted by looking at the timeline.</p> <p>Another option (less tied to the rest of the unit content) would be to work your way through a catechism, one question at a time or a devotional book.</p> <p>There are also other workbooks, encyclopedias, and picture books recommended in our Theology Collection that you could consider.</p>
<p>DAY F:</p>  <p>CRAFT</p>	<p>Reflect on the Bible story while doing a simple craft that represents something from the story. We will be adding craft guides to our blog (coming soon).</p>
<p>DAY G:</p>  <p>REST & REFLECT</p>	<p>For a standard schedule, this would fall on Sunday. Discuss church content as a family, rest, work on your memory verses, and/or reflect on the content from the week—maybe reread a book or story or finish up a craft.</p>

Planning the Days: This sequence can be adjusted to fit your own schedule. Days can be lumped together or rearranged. Some of the days can be simplified (such as listening to any scripture put to music or worship songs rather than specifically finding topically relevant ones) or skipped.

Work with your schedule to find what will fit most seamlessly and easily for your family culture. What we have found is that the content for any one day doesn't really take all that much time and the key to fitting it in is to create patterns and develop habits so that it happens naturally, rather than getting overlooked or feeling stressful.

Content: This curriculum is intended to give ideas and suggestions, and it works well even if you don't have all of the parts. Don't feel pressure to buy or find every single book. Consider alternates that are accessible to you to swap in. Simplify the parts of if that are not fitting into your schedule well, and don't stress about missing a day here and there. The curriculum lists multiple redundant options (such as more than one book title on the same topic) to make it easier to adapt and customize to your resources, interests, and needs.

Adjusting for Age: These curricula can be adjusted to meet the needs of a wide range of ages.

- For younger kids, consider using the [Jesus Storybook Bible](#) by Sally Lloyd-Jones or another story Bible friendly for younger kids such as The Beginner's Gospel Story Bible by Jared Kennedy. Consider board books or other straightforward books (look at Steph Williams' series, the [board book series by Devon Provencher](#), as well as Jared Kennedy's board books) to replace the longer picture books. Find ways to simplify the craft (coloring as well as pasting are simple steps that younger kids can do, even if you cut things out or print out/draw the scene for them). Find ways to engage physically with the music or story (dance, use scarves, build a fort, recreate it with duplos or playdoh, act it out, etc.).
- For older kids, consider having them read the story in the real Bible. Consider reading [The Shadow and the Promise](#) by Marty Machowski. Find ways to make the craft more complex—things like creating maps could be fun. Consider making a "Bible scavenger hunt" where they look for related passages, themes, etc. (You could use a commentary to get ideas of what to have them "hunt" for.) Have them keep a prayer or reflection journal about the content discussed each week. Watch the Bible project overview video together and discuss it with them. Have them help younger siblings read, craft, memorize, and discuss.

